




Club Health Assessment for District 19 L through December 2024

				Status		Membership						Reports					Finance		LCIF	
Club Number	Club Name	Charter Date			Current Member Count	YTD Members Added	YTD Members Dropped	YTD Net Growth	YTD Net Growth%	Member Count 12 Months Ago	Avg. length of service for dropped members	Months Since Last MMR ***	Yrs. Since Last Officer Report	President Rotation	Vice President Reported ****	Months Since Last Activity Report ***	Account Balance	Donations for current Fiscal Year		
			Number of times on status quo within last two years		If below 15 members appears				If net loss is greater than 20% appears			If no report in 3 months appears	When more than one year appears in	Number of repeat terms	Notes the officers that do not have an active	If no report at 12 months appears in red				
Clubs more than two years old																				
8002	CLALLAM BAY SEKIU	11/28/1950	Active		32	2	1	1	3.23%	29	8	0		3	N	M,SC	1	\$1,000.00		
	Exc Award (06/30/2021, 06/30/2022, 06/30/20																			
36050	CRESCENT BAY L C	09/14/1978	Active		22	0	0	0	0.00%	21		8		6		P,T,M,VP,SC	24			
8003	FORKS	03/28/1947	Active		46	0	0	0	0.00%	47		9			N	T,M	3			
	Exc Award (06/30/2022)																			
8005	PORT ANGELES	07/24/1942	Active		62	7	10	-3	-4.62%	64	13	1				T,M,VP,SC	10	\$600.00		
8007	QUILCENE	06/18/1966	Active		22	0	0	0	0.00%	22		7			N	S,M,SC	0			
8008	SEQUIM VALLEY	11/16/1955	Active		44	1	0	1	2.33%	59		2			N		0			
Current Total Clubs Count	YTD New Clubs Count	YTD Cancelled Clubs Count	YTD Net Club Gain	Current Total Members Count	YTD Add	YTD Drop	YTD Net Growth	YTD Net Growth %	Member Count 12 Months Ago	Average Member Count Per Club	% of Clubs with less than 20 members	% No MMR in 3 Months	% No Officer Report in 12 Months	% of Clubs with balance 90+ days	Number of Clubs in Status Quo	% Status Quo Clubs in Financial Suspension	Number of Cancelled Clubs	Average Cancelled Club Age	Members Lost Due to Cancellation	% of Clubs Cancelled for Non-Financial Reasons
6	0	0	0	228	10	11	-1	-0.44%	242	38	0%	50%	0%	0%	0	0%	0	0	0	0%

* - P - Priority Club. Cancellation Reasons: 1-Objectives/conduct, 2-Non-active club, 5-Non-existing club, 6-Disbanding, 7-Merger, 8-Financial Suspension, 9-District/Multiple District Dues.
** - Abbreviation: P-President, S-Secretary, T-Treasurer, M-Member Chairperson, VP-First Vice President, MC-Communications Chairperson, SC-Service Chairperson
*** - Abbreviation: N/R - Never reported using the Lions Clubs website, N/A - Not applicable, No password registered for the Lions Clubs website.
**** - Abbreviation: N - New, IP - Immediate Past, R - Repeat.




Club Health Assessment for District 19 L through December 2024

Club Number	Club Name	Charter Date	Status	Membership							Reports					Finance	LCIF
				Current Member Count	YTD Members Added	YTD Members Dropped	YTD Net Growth	YTD Net Growth%	Member Count 12 Months Ago	Avg. length of service for dropped members	Months Since Last MMR ***	Yrs. Since Last Officer Report	President Rotation	Vice President Reported ****	Months Since Last Activity Report ***	Account Balance	Donations for current Fiscal Year
			Number of times on status quo within last two years	If below 15 members appears				If net loss is greater than 20% appears			If no report in 3 months appears	When more than one year appears in	Number of repeat terms	Notes the officers that do not have an active	If no report at 12 months red		
Clubs less than two years old																	
172669	Masset Haida	06/26/2024	Active	11	0	9	-9	-45.00%	0	1	2		2	R	S,T,M,SC	N/R	90+ Days
153511	Vancouver Imperial	01/31/2023	Active	27	0	0	0	0.00%	27		8		3	N	SC	6	
156294	Vancouver Milestone	10/03/2023	Active	7	1	9	-8	-53.33%	20	1	0		2		VP	5	
156292	Vancouver Regency	10/03/2023	Active(1)	23	3	0	3	15.00%	20		3		2	N	SC	6	
172672	Vancouver Unity	06/26/2024	Cancelled(8*)	0	0	20	-20	-100.00%	0	1	6		None		P,S,T,M,VP SC	N/A	90+ Days
Clubs more than two years old																	
7967	ALBERNI VALLEY	07/13/1955	Active	16	0	0	0	0.00%	15		3		2		M,VP,SC	1	
	Exc Award (06/30/2018)																
30344	AMBLESIDE-TIDDLYCOVE	03/11/1975	Active	20	0	0	0	0.00%	18		5			R	SC	9	
	Exc Award (06/30/2024)																
32069	BAYNES SOUND L C	04/20/1976	Active	14	1	4	-3	-17.65%	14	6	3		8	N	M,SC	24+	
38432	BLACK CREEK	05/01/1980	Active	18	0	0	0	0.00%	18		5		16	R	SC	5	
7575	BURNABY HOST	12/01/1944	Active(1)	8	0	0	0	0.00%	9		7				T,M,VP,SC	12	
47284	BURNABY LOUGHEED	04/30/1987	Active	25	1	1	0	0.00%	24	19	1			N	M,SC	2	
	Exc Award (06/30/2016)																
36562	CEDAR	02/12/1979	Active	12	2	2	0	0.00%	13	8	0		4	N	T,SC	8	
7989	CENTRAL SAANICH	03/20/1969	Active	51	10	3	7	15.91%	43	2	0		2	R	SC	0	
	Exc Award (06/30/2024)																
7970	COMOX VALLEY L C	11/07/1966	Active	18	1	0	1	5.88%	16		1			R	M,SC	0	
55177	COMOX VALLEY MONARCH	12/20/1993	Active	10	1	2	-1	-9.09%	13	42	1		2	R	M,SC	1	\$87.61
30230	COWICHAN LAKE	02/07/1975	Active	15	0	3	-3	-16.67%	17	4	3		2		M,VP,SC	9	
7971	DUNCAN	04/22/1958	Active	19	0	1	-1	-5.00%	21	41	3			N	M,SC	0	
7972	ESQUIMALT	05/04/1951	Active	36	0	0	0	0.00%	41		5			N		7	
	Exc Award (06/30/2022)																
30346	GABRIOLA ISLAND	03/11/1975	Active(1)	39	3	2	1	2.63%	38	19	0		2		VP	0	
	Exc Award (06/30/2021)																




Club Health Assessment for District 19 L through December 2024

			Status	Membership							Reports					Finance	LCIF
Club Number	Club Name	Charter Date		Current Member Count	YTD Members Added	YTD Members Dropped	YTD Net Growth	YTD Net Growth%	Member Count 12 Months Ago	Avg. length of service for dropped members	Months Since Last MMR ***	Yrs. Since Last Officer Report	President Rotation	Vice President Reported ****	Months Since Last Activity Report ***	Account Balance	Donations for current Fiscal Year
			Number of times on status quo within last two years	If below 15 members appears					If net loss is greater than 20% appears		If no report in 3 months appears in	When more than one year appears in	Number of repeat terms	Notes the officers that do not have an active	If no report at 12 months red		
7973	GALIANO ISLAND	12/07/1972	Active	23	3	5	-2	-8.00%	28	10	0		None	P,M,VP,SC	24+		
7577	GIBSONS	06/30/1972	Active	13	3	0	3	30.00%	10		1		IP	M,SC	3		
7974	GOLD RIVER	02/16/1967	Active	5	0	0	0	0.00%	5		6		4	M,VP,SC	5		
7578	GRANISLE	06/12/1968	Active	12	1	0	1	9.09%	15		3		9	M,VP,SC	24+		
7976	LADYSMITH	08/21/1941	Active	18	0	0	0	0.00%	17		4			VP,SC	1		\$77.66
7583	LYNN VALLEY L C	10/27/1970	Active	35	0	4	-4	-10.26%	37	5	2		9	R SC	2		
7978	MALAHAT L C	12/17/1969	Active	19	0	1	-1	-5.00%	21	2	1		N	S,SC	0		
7979	MALCOLM ISLAND L C	11/21/1973	Active	16	0	0	0	0.00%	18		7		15	P,T,M,VP,SC	8		
7980	MAYNE ISLAND	11/12/1971	Active	39	6	8	-2	-4.88%	41	5	0			T,M,VP,SC	24+		\$72.99
39139	MILL BAY	12/31/1980	Active	15	0	1	-1	-6.25%	16	27	3		2	R SC	2		
7585	MT SEYMOUR L C	02/01/1966	Active	17	0	0	0	0.00%	16		3		10	N SC	7		\$719.44
7981	NANAIMO	12/10/1946	Active	23	1	0	1	4.55%	21		2		N	SC	0		\$1,079.17
Exc Award (06/30/2016, 06/30/2018)																	
43862	NANAIMO HUB CITY	05/17/1984	Active	12	0	0	0	0.00%	12		8		R	P,M,SC	19		
35161	NANOOSE BAY L C	03/29/1978	Active	15	0	1	-1	-6.25%	14	13	3		2	R SC	9		
Exc Award (06/30/2024)																	
62326	NORTH VANCOUVER DEEP COVE	08/30/1999	Active	24	0	0	0	0.00%	23		8		N	SC	0		
Exc Award (06/30/2016, 06/30/2018, 06/30/2020)																	
7983	PARKSVILLE	11/18/1969	Active	11	0	5	-5	-31.25%	18	5	0		N	M,VP,SC	0		
7590	PEMBERTON	12/12/1965	Active	28	0	0	0	0.00%	29		3		N	VP,SC	9		
Exc Award (06/30/2018, 06/30/2020)																	
7984	PENDER ISLANDS	05/25/1973	Active	13	0	0	0	0.00%	13		8		3	N M,SC	10		
7985	PORT ALICE	09/01/1966	Active(1)	14	0	2	-2	-12.50%	17	3	4		5	T,M,VP,SC	8		
7986	PORT HARDY	08/17/1966	Active	12	1	3	-2	-14.29%	14	6	0			S,M,VP,SC	8		
7987	PORT MC NEILL	04/04/1967	Active	22	16	0	16	266.67%	6		0		N	M,SC	3		
7594	PRINCE RUPERT	05/02/1963	Active	24	1	1	0	0.00%	23	2	1		2	N VP,SC	24+		\$248.43



Club Health Assessment for District 19 L through December 2024

			Status	Membership							Reports					Finance	LCIF	
Club Number	Club Name	Charter Date		Current Member Count	YTD Members Added	YTD Members Dropped	YTD Net Growth	YTD Net Growth%	Member Count 12 Months Ago	Avg. length of service for dropped members	Months Since Last MMR ***	Yrs. Since Last Officer Report	President Rotation	Vice President Reported ****	Months Since Last Activity Report ***	Account Balance	Donations for current Fiscal Year	
			Number of times on status quo within last two years	If below 15 members appears				If net loss is greater than 20% appears			If no report in 3 months appears in	When more than one year appears in	Number of repeat terms		Notes the officers that do not have an active	If no report at 12 months appears in red		
Exc Award (06/30/2018)																		
42274	PROTECTION ISLAND	02/07/1983	Active	27	2	0	2	8.00%	19		5		4	R	M,VP,SC	24+	90+ Days	\$365.07
7988	QUALICUM BAY	02/04/1969	Active	28	2	9	-7	-20.00%	33	11	2			R	M,VP	2		
7990	SAANICH	11/10/1965	Active	4	0	1	-1	-20.00%	5	5	0		None		P,M,VP,SC	12		
7991	SALT SPRING ISLAND	08/14/1959	Active	36	3	11	-8	-18.18%	46	10	2				M,VP	15	90+ Days	
Exc Award (06/30/2018, 06/30/2022)																		
28098	SATURNA	03/05/1974	Active	29	0	0	0	0.00%	28		4			R	SC	9		90+ Days
7993	SIDNEY	05/21/1964	Active	13	3	8	-5	-27.78%	21	2	0		None		P,M,VP,SC	9		
7598	SKIDEGATE INLET L C	03/19/1968	Active	8	0	0	0	0.00%	8		9		12	R	T,M,SC	12		
7994	SOOKE	03/26/1965	Active	38	0	1	-1	-2.56%	43	41	3			N	SC	6		
Exc Award (06/30/2018)																		
141224	Sooke District Lioness	03/25/2020	Active	27	2	5	-3	-10.00%	28	3	2				M,VP,SC	1		\$740.34
Exc Award (06/30/2023, 06/30/2024)																		
77468	SOOKE HARBOURSIDE LIONS	09/15/2003	Active	52	1	7	-6	-10.34%	57	7	1			N	SC	0		
Exc Award (06/30/2023, 06/30/2024)																		
7600	SQUAMISH	03/14/1957	Active	9	0	0	0	0.00%	11		7			R	T,M,SC	7		\$100.00
7602	SUNSHINE COAST	01/26/1964	Active	26	2	3	-1	-3.70%	27	6	0				T,M,VP,SC	0		
7995	TAHSIS	04/12/1968	Active	4	0	0	0	0.00%	4		8		19		M,VP,SC	24+		
84727	VANCOUVER ARBUTUS	01/20/2005	Active	12	0	0	0	0.00%	12		6				T,M,VP,SC	11		
43140	VANCOUVER BROADWAY	11/28/1983	Active	12	0	1	-1	-7.69%	13	6	5		2	N	VP,SC	15		
Exc Award (06/30/2019, 06/30/2020, 06/30/2022)																		
7607	VANCOUVER BURNARD	01/07/1938	Active(1)	11	1	2	-1	-8.33%	13	4	0		None		P,M,VP,SC	13		
Exc Award (06/30/2016, 06/30/2019)																		
56034	VANCOUVER CAMBIE	08/09/1994	Active	23	7	3	4	21.05%	19	11	1		4		M,VP,SC	14		
Exc Award (06/30/2019)																		
48647	VANCOUVER CATHAY	06/01/1988	Active	23	0	0	0	0.00%	24		5		3		VP,SC	2		
Exc Award (06/30/2019, 06/30/2022, 06/30/2024)																		



Club Health Assessment for District 19 L through December 2024

			Status	Membership							Reports					Finance		LCIF
Club Number	Club Name	Charter Date		Current Member Count	YTD Members Added	YTD Members Dropped	YTD Net Growth	YTD Net Growth%	Member Count 12 Months Ago	Avg. length of service for dropped members	Months Since Last MMR ***	Yrs. Since Last Officer Report	President Rotation	Vice President Reported ****	Months Since Last Activity Report ***	Account Balance	Donations for current Fiscal Year	
			Number of times on status quo within last two years	If below 15 members appears				If net loss is greater than 20% appears			If no report in 3 months appears in	When more than one year appears in	Number of repeat terms	Notes the officers that do not have an active	If no report at 12 months appears in red			
84873	VANCOUVER CATHAY NEW CENTURY	02/22/2005	Active	13	2	0	2	18.18%	11		3			R SC	2	90+ Days		
7609	VANCOUVER CHINATOWN	12/03/1953	Active	36	0	2	-2	-5.26%	38	35	0			N M,SC	6			
Exc Award (06/30/2017, 06/30/2018)																		
98693	VANCOUVER DIAMOND	03/02/2007	Active	94	9	4	5	5.62%	80	11	0			N	0			
Exc Award (06/30/2017, 06/30/2018, 06/30/20																		
117511	VANCOUVER DIAMOND CAMPUS	08/02/2012	Active(4)	5	0	0	0	0.00%	5		9		2	M,VP,SC	24+			
Exc Award (06/30/2018)																		
7610	VANCOUVER EAST	12/06/1943	Active	13	0	1	-1	-7.14%	12	1	1			N SC	0			
Exc Award (06/30/2023, 06/30/2024)																		
102284	VANCOUVER EVERGREEN	06/02/2008	Cancelled(8*)	0	0	3	-3	-100.00%	3	13	0		None	P,S,T,M,VP SC	24+	90+ Days		
138239	Vancouver Fraser	06/05/2019	Active	26	4	7	-3	-10.34%	36	2	2		2	R	9			
Exc Award (06/30/2020, 06/30/2021, 06/30/20																		
140267	Vancouver Gateway	11/21/2019	Active	16	0	0	0	0.00%	18		6			R M,SC	12			
103804	VANCOUVER GRANVILLE	10/16/2008	Active	32	0	0	0	0.00%	32		5			R SC	5			
Exc Award (06/30/2018, 06/30/2019, 06/30/20																		
120769	Vancouver Legacy	11/20/2013	Active	28	1	10	-9	-24.32%	57	8	0			N	4			
Exc Award (06/30/2016, 06/30/2018, 06/30/20																		
7613	VANCOUVER MARPOLE-GRANDVIEW	06/15/1951	Active(1)	9	1	1	0	0.00%	9	17	3		None	P,M,VP,SC	17			
Exc Award (06/30/2016, 06/30/2018)																		
62287	VANCOUVER METROPOLITAN	08/09/1999	Active	39	3	3	0	0.00%	37	9	1			N	1			
Exc Award (06/30/2016, 06/30/2018, 06/30/20																		
124737	Vancouver Midas	04/27/2015	Active(1)	28	1	0	1	3.70%	27		1		2	R	4			
Exc Award (06/30/2018, 06/30/2021, 06/30/20																		
126277	Vancouver Northern Star	11/25/2015	Active	13	0	0	0	0.00%	14		7		3	M,VP,SC	2			
Exc Award (06/30/2018, 06/30/2019, 06/30/20																		
51606	VANCOUVER PACIFIC	05/09/1991	Active	26	1	4	-3	-10.34%	31	7	0			N	1		\$1,258.58	
Exc Award (06/30/2017, 06/30/2018, 06/30/20																		
142353	Vancouver Pioneer	08/04/2020	Active(1)	21	0	0	0	0.00%	21		9			VP,SC	24+	90+ Days		



Club Health Assessment for District 19 L through December 2024

			Status	Membership							Reports					Finance	LCIF	
Club Number	Club Name	Charter Date		Current Member Count	YTD Members Added	YTD Members Dropped	YTD Net Growth	YTD Net Growth%	Member Count 12 Months Ago	Avg. length of service for dropped members	Months Since Last MMR ***	Yrs. Since Last Officer Report	President Rotation	Vice President Reported ****	Months Since Last Activity Report ***	Account Balance	Donations for current Fiscal Year	
			Number of times on status quo within last two years	If below 15 members appears					If net loss is greater than 20% appears			If no report in 3 months appears in	When more than one year appears in	Number of repeat terms	Notes the officers that do not have an active	If no report at 12 months appears in red		
142437	Vancouver Point Grey	07/30/2020	Active	15	0	3	-3	-16.67%	15	3	3		2	R	M,SC	12		
Exc Award (06/30/2024)																		
130884	Vancouver Queen Elizabeth	05/31/2017	Active	5	0	0	0	0.00%	5		8	1	None		P,S,T,M,VP SC	24+		
40417	VANCOUVER RENFREW	10/16/1981	Active(1)	7	0	0	0	0.00%	7		1		13		T,M,VP,SC	24+		
48648	VANCOUVER SHAUGHNESSY	06/01/1988	Active	29	0	0	0	0.00%	28		4			R		0		\$7,301.32
Exc Award (06/30/2018, 06/30/2019, 06/30/2020)																		
7617	VANCOUVER SOUTH	11/27/1944	Active	22	0	0	0	0.00%	18		5		2	N		11		
124749	Vancouver Sunshine	04/28/2015	Active	17	0	9	-9	-34.62%	28	3	5		2		T,M,VP,SC	13		
Exc Award (06/30/2017)																		
68832	VANCOUVER TEMPLETON NEW CENTURY	05/27/2003	Active	16	0	0	0	0.00%	17		6		3	IP	SC	14		
Exc Award (06/30/2018)																		
100016	VANCOUVER YALETOWN	08/10/2007	Active(1)	39	1	0	1	2.63%	36		5				P,VP,SC	13	90+ Days	\$2,961.37
7999	VICTORIA	03/10/1969	Active	22	1	3	-2	-8.33%	25	20	0			N	T	0		
Exc Award (06/30/2022)																		
8000	VICTORIA CHINATOWN	03/14/1956	Active	9	0	0	0	0.00%	10		6		17	N	SC	14		
141536	Victoria Chinatown Lioness	06/22/2020	Active	23	0	2	-2	-8.00%	24	4	0		6	R		0		
7977	WEST SHORE	11/10/1953	Active	12	1	0	1	9.09%	12		1				VP,SC	0		\$370.80
35162	WILLOW POINT L C	03/29/1978	Active	18	1	2	-1	-5.26%	21	1	0			N	P,M,SC	0	90+ Days	\$47.34

Clubs Cancelled Previous Fiscal Year – Clubs Cancelled within last 12 months may be reinstated

Club Number	Club Name	Charter Date	Current Status*	Cancellation Date
78443	BURNABY EDMONDS	03/05/2004	Cancelled(6*)	02/29/2024
124161	Chemainus-Crofton C to Sea	03/05/2015	Cancelled(6*)	02/29/2024



Club Health Assessment for District 19 L through December 2024

Club Number			Club Name			Charter Date			Status					Membership					Reports					Finance		LCIF
									Current Member Count	YTD Members Added	YTD Members Dropped	YTD Net Growth	YTD Net Growth%	Member Count 12 Months Ago	Avg. length of service for dropped members	Months Since Last MMR ***	Yrs. Since Last Officer Report	President Rotation	Vice President Reported ****	Months Since Last Activity Report ***	Account Balance	Donations for current Fiscal Year				
									Number of times on status quo within last two years	If below 15 members appears			If net loss is greater than 20% appears			If no report in 3 months appears in			When more than one year appears in	Number of repeat terms	Notes the officers that do not have an active		If no report at 12 months appears in red			
Current Total Clubs Count	YTD New Clubs Count	YTD Cancelled Clubs Count	YTD Net Club Gain	Current Total Members Count	YTD Add	YTD Drop	YTD Net Growth	YTD Net Growth %	Member Count 12 Months Ago	Average Member Count Per Club	% of Clubs with less than 20 members	% No MMR in 3 Months	% No Officer Report in 12 Months	% of Clubs with balance 90+ days	Number of Clubs in Status Quo	% Status Quo Clubs in Financial Suspension	Number of Cancelled Clubs	Average Cancelled Club Age	Members Lost Due to Cancellation	% of Clubs Cancelled for Non-Financial Reasons						
86	0	2	-2	1,794	104	192	-88	-4.68%	1,869	21	55%	53%	1%	9%	0	0%	2	23	23	0%						

* - P - Priority Club. Cancellation Reasons: 1-Objectives/conduct, 2-Non-active club, 5-Non-existing club, 6-Disbanding, 7-Merger, 8-Financial Suspension, 9-District/Multiple District Dues.

** - Abbreviation: P-President, S-Secretary, T-Treasurer, M-Member Chairperson, VP-First Vice President, MC-Communications Chairperson, SC-Service Chairperson

*** - Abbreviation: N/R - Never reported using the Lions Clubs website, N/A - Not applicable, No password registered for the Lions Clubs website.

**** - Abbreviation: N - New, IP - Immediate Past, R - Repeat.